


UNAUDITED INTERIM CONDENSED CONSOLIDATED STATEMENT OF COMPREHENSIVE INCOME

For the six months ended 30 June 2013

	Note	Unaudited	
		Six months ended 30 June	
		2013	2012
		RMB '000	RMB '000
			(Restated)
Revenue	6	4,857,059	4,490,852
Cost of sales		(4,334,054)	(3,945,527)
Gross profit		523,005	545,325
Distribution costs		(143,490)	(125,338)
Administrative expenses		(355,614)	(315,275)
Other gains, net		38,244	27,753
Other income		41,919	24,281
Operating profit		104,064	156,746
Finance income		12,072	11,187
Finance costs		(78,578)	(85,619)
Share of post-tax profits of associates	11	9,550	9,189
Share of post-tax profits of jointly controlled entities	12	191,371	237,938
Profit before income tax		238,479	329,441
Income tax expense	8	(9,663)	(19,024)
Profit for the period		228,816	310,417
Other comprehensive income:			
Items that will not be reclassified subsequently to profit or loss			
Remeasurements of retirement benefit obligations		(570)	(1,610)
Income tax relating to remeasurements of retirement benefit obligations		31	74



UNAUDITED INTERIM CONDENSED CONSOLIDATED STATEMENT OF COMPREHENSIVE INCOME (CONTINUED)

For the six months ended 30 June 2013

	<i>Note</i>	Unaudited Six months ended 30 June 2013 RMB '000	2012 RMB '000 (Restated)
Items that may be reclassified subsequently to profit or loss			
Fair value losses on available-for-sale financial assets		(688)	—
Income tax relating to available-for-sale financial assets		103	—
Currency translation differences		(1,443)	105
Other comprehensive income for the period, net of tax		(2,567)	(1,431)
Total comprehensive income for the period		226,249	308,986
Profit attributable to:			
— Owners of the Company		223,100	303,764
— Non-controlling interests		5,716	6,653
		228,816	310,417
Total comprehensive income attributable to:			
— Owners of the Company		220,533	302,333
— Non-controlling interests		5,716	6,653
		226,249	308,986
Earnings per share for profit attributable to owners of the Company (expressed in RMB per share)			
— Basic and diluted	9	0.06	0.08


The notes on pages 25 to 58 are an integral part of this unaudited interim condensed consolidated



UNAUDITED INTERIM CONDENSED CONSOLIDATED BALANCE SHEET

As at 30 June 2013


		Unaudited	Audited
		30 June	31 December
		2013	2012
	<i>Note</i>	RMB'000	<i>RMB'000</i>
			(Restated)
ASSETS			
Non-current assets			
Property, plant and equipment	10	2,303,589	2,182,750
Investment properties	10	31,468	33,006
Lease prepayments	10	456,713	462,078
Intangible assets	10	278,677	266,127
Investments in associates	11	486,003	384,734
Investments in jointly controlled entities	12	487,473	366,689
Deferred income tax assets		80,485	73,612
Available-for-sale financial assets		2,965	3,653
Other non-current assets		12,519	13,526
		<u>4,139,892</u>	<u>3,786,175</u>
Total non-current assets			
Current assets			
Inventories		1,722,599	1,646,077
Trade and other receivables	13	4,625,043	3,629,936
Amounts due from customers for contract work		390,198	352,777
Financial assets at fair value through profit or loss		12,000	—
Restricted cash		310,511	243,859
Cash and cash equivalents		1,970,913	2,525,881
		<u>9,031,264</u>	<u>8,398,530</u>
Total current assets			
		<u>13,171,156</u>	<u>12,184,705</u>
Total assets			



UNAUDITED INTERIM CONDENSED CONSOLIDATED BALANCE SHEET (CONTINUED)

As at 30 June 2013

		Unaudited 30 June 2013 RMB'000	Audited 31 December 2012 RMB'000 (Restated)
EQUITY			
Equity attributable to owners of the Company			
Share capital	14	3,684,640	3,684,640
Other reserves		(790,300)	(787,733)
Retained profits		2,340,622	2,246,485
		5,234,962	5,143,392
Non-controlling interests		344,515	338,799
Total equity		5,579,477	5,482,191
LIABILITIES			
Non-current liabilities			
Borrowings	17	1,255,370	1,169,038
Deferred income		491,590	520,808
Deferred income tax liabilities		23,114	24,526
Long-term employee benefit obligations	18	41,343	45,457
Total non-current liabilities		1,811,417	1,759,829



UNAUDITED INTERIM CONDENSED CONSOLIDATED BALANCE SHEET (CONTINUED)

As at 30 June 2013

		Unaudited	Audited
		30 June	31 December
		2013	2012
	<i>Note</i>	RMB'000	<i>RMB'000</i>
			(Restated)
Current liabilities			
Trade and other payables	15	4,234,659	3,336,496
Dividends payable		149,824	23,228
Amounts due to customers for contract work		6,261	10,589
Current income tax liabilities		41,889	48,785
Borrowings	17	1,316,820	1,491,167
Current portion of long-term employee benefit obligations	18	10,417	10,417
Provision for warranty	16	20,392	22,003
Total current liabilities		<u>5,780,262</u>	<u>4,942,685</u>
Total liabilities		<u>7,591,679</u>	<u>6,702,514</u>
Total equity and liabilities		<u><u>13,171,156</u></u>	<u><u>12,184,705</u></u>
Net current assets		<u><u>3,251,002</u></u>	<u><u>3,455,845</u></u>
Total assets less current liabilities		<u><u>7,390,894</u></u>	<u><u>7,242,020</u></u>


The notes on pages 25 to 58 are an integral part of this unaudited interim condensed consolidated financial information.



UNAUDITED INTERIM CONDENSED CONSOLIDATED STATEMENT OF CHANGES IN EQUITY

For the six months ended 30 June 2013

		Unaudited						
		Attributable to owners of the Company				Non-	Total	
	Share	Other	Retained		controlling	Total		
	capital	reserves	earnings	Total	interests	equity		
Note	RMB '000	RMB '000	RMB '000	RMB '000	RMB '000	RMB '000		
Balance at 1 January								
	2013 (restated)	3,684,640	(787,733)	2,246,485	5,143,392	338,799	5,482,191	
	Profit for the period	—	—	223,100	223,100	5,716	228,816	
	Other comprehensive income							
	Changes in fair value of available-for-sales financial assets, net of tax	—	(585)	—	(585)	—	(585)	
	Remeasurements of retirement benefit obligations, net of tax	—	(539)	—	(539)	—	(539)	
	Currency translation differences	—	(1,443)	—	(1,443)	—	(1,443)	
	Total comprehensive income for the period ended 30 June 2013	—	(2,567)	223,100	220,533	5,716	226,249	
	Transactions with owners in their capacity as owners							
	Dividends relating to 2012	19	—	—	(128,963)	(128,963)	—	(128,963)
	Transactions with owners							
		—	—	(128,963)	(128,963)	—	(128,963)	
	Balance at 30 June 2013	3,684,640	(790,300)	2,340,622	5,234,962	344,515	5,579,477	



UNAUDITED INTERIM CONDENSED CONSOLIDATED STATEMENT OF CHANGES IN EQUITY (CONTINUED)

For the six months ended 30 June 2013

	Unaudited						
	Attributable to owners of the Company					Non-controlling interests	Total equity
	Share capital	Other reserves	Retained earnings	Total			
	Note	RMB '000	RMB '000	RMB '000	RMB '000	RMB '000	RMB '000
Balance at 1 January 2012 (restated)		<u>3,684,640</u>	<u>(826,880)</u>	<u>2,065,502</u>	<u>4,923,262</u>	<u>41,958</u>	<u>4,965,220</u>
Profit for the period		—	—	303,764	303,764	6,653	310,417
Other comprehensive income							
Remeasurements of retirement benefit obligations, net of tax		—	(1,536)	—	(1,536)	—	(1,536)
Currency translation differences		—	105	—	105	—	105
Total comprehensive income for the period ended 30 June 2012		<u>—</u>	<u>(1,431)</u>	<u>303,764</u>	<u>302,333</u>	<u>6,653</u>	<u>308,986</u>
Transactions with owners in their capacity as owners							
Dividends relating to 2011		—	—	(221,079)	(221,079)	—	(221,079)
Transactions with owners		<u>—</u>	<u>—</u>	<u>(221,079)</u>	<u>(221,079)</u>	<u>—</u>	<u>(221,079)</u>
Balance at 30 June 2012 (restated)		<u>3,684,640</u>	<u>(828,311)</u>	<u>2,148,187</u>	<u>5,004,516</u>	<u>48,611</u>	<u>5,053,127</u>

The notes on pages 25 to 58 are an integral part of this unaudited interim condensed consolidated financial information.



UNAUDITED INTERIM CONDENSED CONSOLIDATED STATEMENT OF CASH FLOWS

For the six months ended 30 June 2013

	Note	Unaudited	
		Six months ended 30 June 2013	2012
		RMB '000	RMB '000 (Restated)
Cash flows from operating activities			
Cash (used in)/generated from operations		(255,396)	77,139
Income tax paid		(24,741)	(30,814)
Interest paid		(53,162)	(83,897)
Cash flows from operating activities - net		(333,299)	(37,572)
Cash flows from investing activities			
Purchase of financial assets at fair value through profit or loss	20	(712,000)	(3,366,000)
Proceeds from the maturity of financial assets at fair value through profit or loss	20	705,583	3,382,034
Proceeds from government grants related to assets		8,136	33,800
Investments in associates		(94,439)	—
Purchases of property, plant and equipment		(201,257)	(104,001)
Proceeds on disposal of property, plant and equipment		10,010	47,505
Purchase of intangible assets		(19,050)	(7,786)
Increase in lease prepayments		—	(4,221)
Dividends received		132,107	238,429
Interest received		12,072	11,187
Cash flows from investing activities - net		(158,838)	230,947



UNAUDITED INTERIM CONDENSED CONSOLIDATED STATEMENT OF CASH FLOWS (CONTINUED)

For the six months ended 30 June 2013

	Note	Unaudited	
		Six months ended 30 June	
		2013	2012
		RMB '000	RMB '000 (Restated)
Cash flows from financing activities			
Proceeds from borrowings		717,123	538,364
Repayments of borrowings		(775,698)	(675,620)
Payments of finance lease obligations		(1,739)	(676)
Dividends paid to non-controlling interests		(2,365)	(5,697)
		<u> </u>	<u> </u>
Cash flows from financing activities - net		(62,679)	(143,629)
		<u> </u>	<u> </u>
Net (decrease)/increase in cash and cash equivalents			
		(554,816)	49,746
Cash and cash equivalents at the beginning of the period		2,525,881	2,482,570
Exchange (losses)/gains		(152)	535
		<u> </u>	<u> </u>
Cash and cash equivalents at balance sheet		1,970,913	2,532,851
		<u> </u>	<u> </u>

The notes on pages 25 to 58 are an integral part of this unaudited interim condensed consolidated financial information.

